

PLANOPOLY motion

1501  
MINI



Wallfree-function

Maxi version with  
higher seat and depth  
see model 1301

Composition:  
Cover:

55 / 49 / 74  
24 Q2 Chenille heidelbeere



iWizz docking station available at variants 98, 96, 94, 15/16, 13/14, 12, 11  
(Pls. see first page of 4000 Cumuly range for further information)



steplessly adjustable headrests with ratchet system



electric adjustable Relax corner

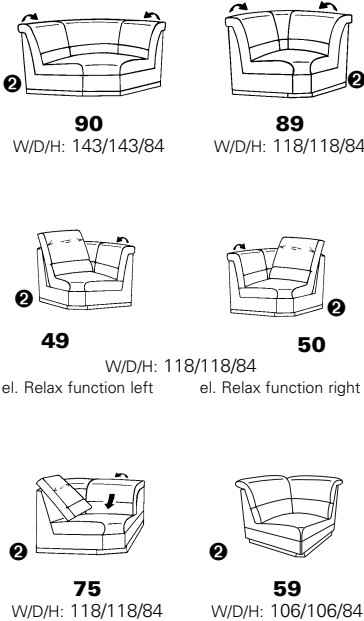
# Model plan 1501

the wallfree function is available  
as manual or electric version

① only combine-able with variants close to the floor  
② close to the floor

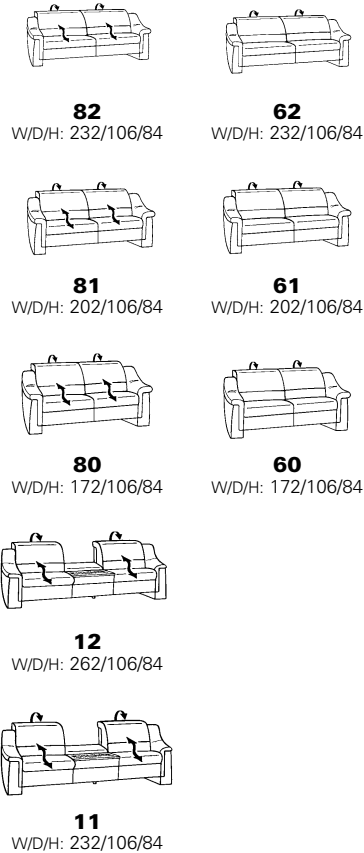


## corner elements



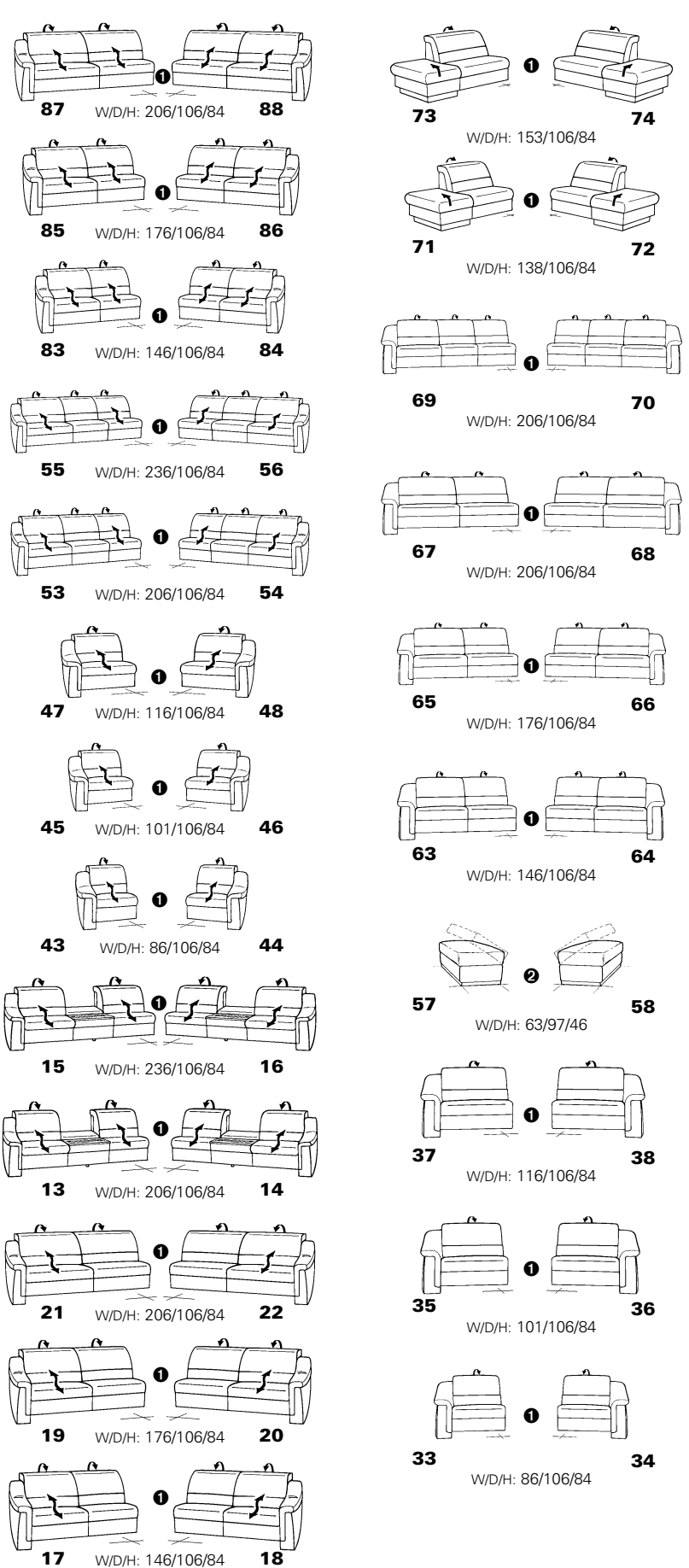
## Sofas

with Wallfree function	without Wall-free function
------------------------	----------------------------



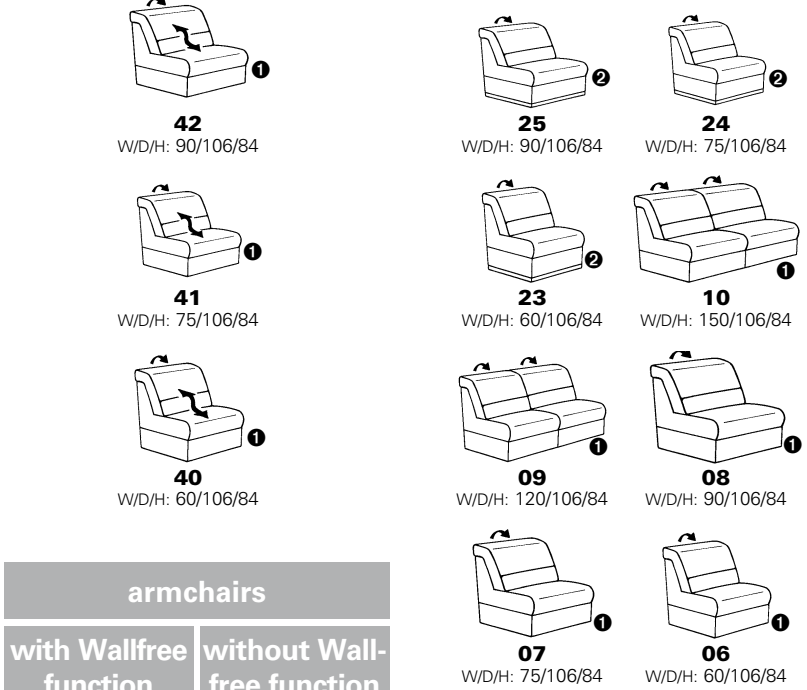
## end elements

with Wallfree function	without Wallfree function
------------------------	---------------------------



## intermediate elements

with Wallfree function	without Wallfree function
------------------------	---------------------------



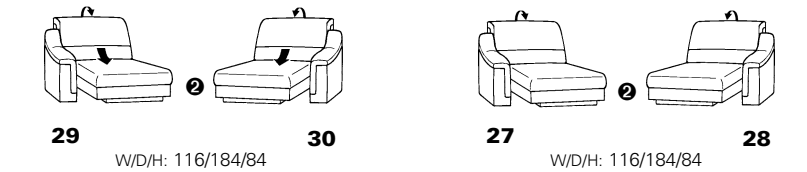
## armchairs

with Wallfree function	without Wall-free function
------------------------	----------------------------



## Recamiere

with Wallfree function	fixed
------------------------	-------



## intermediate table / accessories

intermediate table / accessories	footstools
----------------------------------	------------

